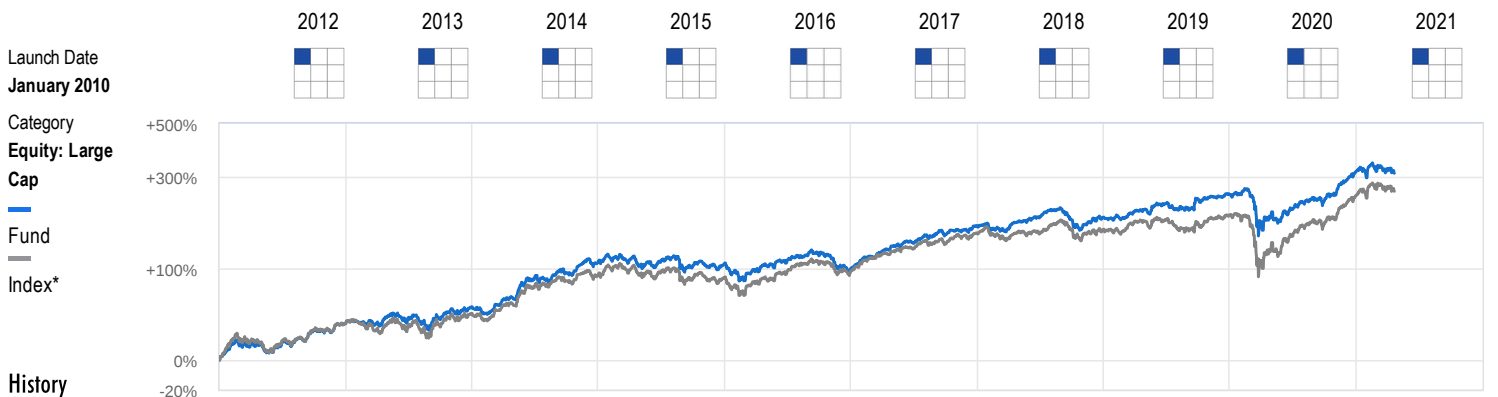


# Axis Bluechip Fund - Regular



## History

| Rating                | Unrated | ★★★★  | ★★★   | ★★★   | ★★    | ★★★   | ★★★★★ | ★★★★★  | ★★★★★  | ★★★★★   | ★★★★★ |
|-----------------------|---------|-------|-------|-------|-------|-------|-------|--------|--------|---------|-------|
| Nav(₹)                | 12.08   | 13.71 | 19.31 | 19.07 | 18.38 | 25.37 | 27.03 | 32.05  | 38.37  | 37.7300 |       |
| Quartile Ranking      | 1       | 1     | 2     | 2     | 4     | 1     | 1     | 1      | 1      |         |       |
| Total Return(%)       | 31.54   | 13.49 | 40.85 | -1.24 | -3.62 | 38.03 | 6.51  | 18.57  | 19.72  | -1.67   |       |
| Index*                | 32.01   | 7.56  | 34.21 | -1.95 | 5.02  | 33.27 | 2.61  | 10.92  | 16.84  | 3.08    |       |
| Rank (Funds/Category) | 11/58   | 2/60  | 18/65 | 26/65 | 75/76 | 7/83  | 15/91 | 1/100  | 10/111 | 117/119 |       |
| Net Assets (₹Cr)      | 562     | 632   | 1,513 | 1,971 | 1,886 | 1,942 | 3,737 | 10,212 | 22,517 | 24,598  |       |

## Suitability


This fund is mandated to invest at least 80 per cent of its assets in large-cap stocks at all times. Compared to those that invest in smaller companies, such funds tend to fall less when stock markets fall. Large-cap funds are suitable to be the core holdings in the portfolio of a conservative equity investor for long-term wealth creation. But invest in them only if you have an investment horizon of more than five years, and do so only through the SIP route.

## Taxability of earnings:

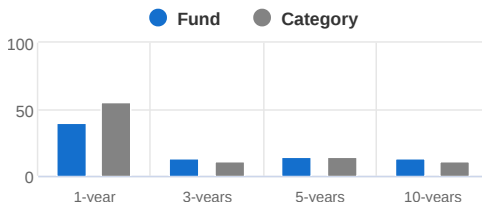
**Capital gains:** If the mutual fund units are sold after 1 year from the date of investment, gains upto Rs 1 lakh in a financial year are exempt from tax. Gains over Rs 1 lakh are taxed at the rate of 10%. If the mutual fund units are sold within 1 year from the date of investment, entire amount of gain is taxed at the rate of 15%. No tax is to be paid as long as you continue to hold the units.

**Dividends:** Dividends are added to the income of the investors and taxed according to their respective tax slabs. Further, if an investor's dividend income exceeds Rs. 5,000 in a financial year, the fund house also deducts a TDS of 10% before distributing the dividend.

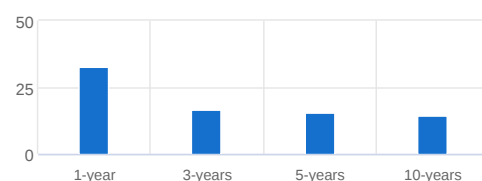
## Expense Ratio (%)



## Trailing Returns (%)



## SIP Returns (%)



## Risk Measures

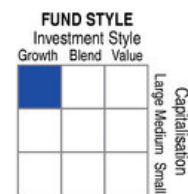
|                    | Fund  | Index* | Cat Avg |
|--------------------|-------|--------|---------|
| Standard Deviation | 18.40 | 22.05  | 21.41   |
| Sharpe Ratio       | 0.67  | 0.50   | 0.47    |
| Beta               | 0.79  | --     | 0.95    |
| R-Squared          | 0.89  | --     | 0.96    |
| Sortino Ratio      |       |        |         |
| Alpha              |       |        |         |

## Investment Information

AMC: Axis Asset Management Company Ltd.  
 Website: <http://www.axismf.com>  
 Registrar: KFin Technologies Pvt Ltd.  
 Min Inv (₹): 5,000  
 Min SIP Inv (₹): 1,000  
 Exit Load: For units in excess of 10% of the inv...  
**Nav**  
 Growth: 37.73  
 IDCW: 16.58

## Portfolio Characteristics

|                        |          |
|------------------------|----------|
| Number of Stocks       | 32       |
| Avg Mkt Cap (₹ Cr)     | 3,43,047 |
| Portfolio P/B Ratio    | 5.29     |
| Portfolio P/E Ratio    | 39.78    |
| 3Y Earnings Growth (%) | 3.51     |



## Top Holdings (%)

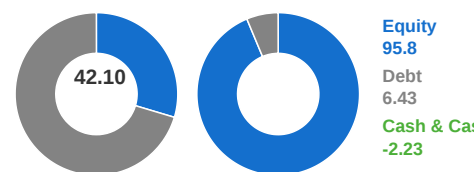
| Company                   | Sector     | 3Y-Range   | Assets |
|---------------------------|------------|------------|--------|
| Infosys                   | Technology | 1.48-10.06 | 9.51   |
| HDFC Bank                 | Financial  | 6.06-10.94 | 9.36   |
| Bajaj Finance             | Financial  | 4.36-10.38 | 8.69   |
| Tata Consultancy Services | Technology | 2.30-9.05  | 7.40   |
| Kotak Mahindra Bank       | Financial  | 4.74-9.46  | 7.14   |
| ICICI Bank                | Financial  | 0.00-8.05  | 6.28   |
| Avenue Supermarts         | Services   | 2.45-7.41  | 5.60   |
| HDFC                      | Financial  | 1.28-6.82  | 5.29   |
| Reliance Industries       | Energy     | 0.89-8.33  | 4.22   |
| Hindustan Unilever        | FMCG       | 1.49-5.27  | 2.73   |

## Top Sector Weights (%)

|            | Fund  | Category | 3Y-Range    |
|------------|-------|----------|-------------|
| Financial  | 39.19 | 30.94    | 27.59-45.73 |
| Technology | 18.16 | 15.49    | 7.67-18.2   |
| Healthcare | 5.89  | 6.55     | 0-10.06     |
| FMCG       | 5.62  | 9.81     | 4.49-9.86   |
| Services   | 5.6   | 4.23     | 2.45-7.41   |

## Top 5 Holdings (%)

## Asset Allocation (%)



All data as on 20-Apr-2021

\*S&P BSE 100 TRI