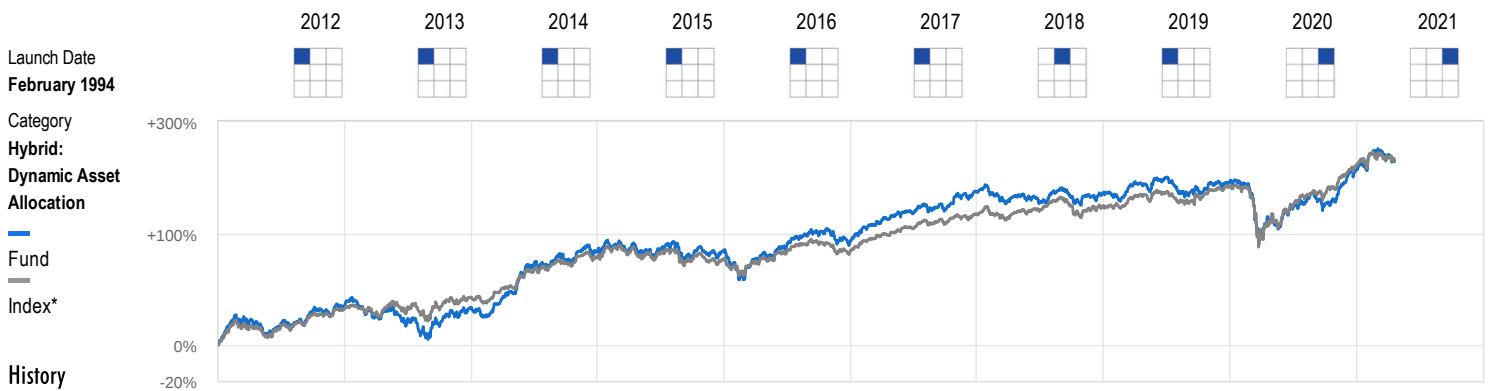


HDFC Balanced Advantage Fund - Regular

Unrated



Rating	2012	2013	2014	2015	2016	2017	2018	2019	2020	2021
Rating	★★★★	★★	★★	★★	★★	★★★★	Unrated	Unrated	Unrated	Unrated
Nav(₹)	93.85	92.54	132.20	131.71	140.39	190.12	188.63	201.63	216.89	228.9880
Quartile Ranking	3	2	2	3	3	2		3	4	
Total Return(%)	29.90	2.06	51.76	0.29	9.43	27.88	-3.09	6.89	7.57	5.58
Index*	24.79	7.58	28.68	-1.29	5.42	25.27	4.96	12.53	14.79	2.12
Rank (Funds/Category)	10/17	5/12	3/10	6/9	3/4	1/3	-/15	14/20	22/24	2/25
Net Assets (₹Cr)	1,279	1,029	1,204	1,139	971	1,241	38,502	44,497	39,535	39,784

Suitability
The Scheme seeks to provide long term capital appreciation / income from a dynamic mix of equity and debt investments.

Taxability of earnings:

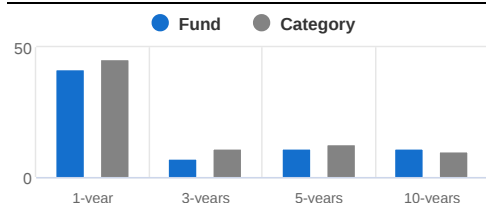
Capital gains: If the mutual fund units are sold after 1 year from the date of investment, gains upto Rs 1 lakh in a financial year are exempt from tax. Gains over Rs 1 lakh are taxed at the rate of 10%. If the mutual fund units are sold within 1 year from the date of investment, entire amount of gain is taxed at the rate of 15%. No tax is to be paid as long as you continue to hold the units.

Dividends: Dividends are added to the income of the investors and taxed according to their respective tax slabs. Further, if an investor's dividend income exceeds Rs. 5,000 in a financial year, the fund house also deducts a TDS of 10% before distributing the dividend.

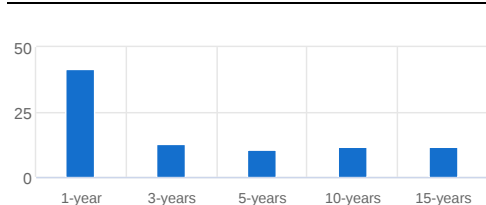
Expense Ratio (%)



Trailing Returns (%)



SIP Returns (%)



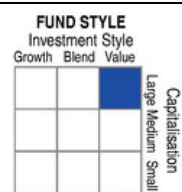
Risk Measures

	Fund	Index*	Cat Avg
Standard Deviation	20.42	18.13	12.35
Sharpe Ratio	0.32	0.54	0.31
Beta	1.04	--	0.63
R-Squared	0.86	--	0.85
Sortino Ratio			
Alpha			

Investment Information

AMC: HDFC Asset Management Company Ltd
 Website: <http://www.hdfcfund.com>
 Registrar: Computer Age Management Ser...
 Min Inv (₹): 5,000
 Min SIP Inv (₹): 500
 Exit Load: For units in excess of 15% of the inve...
Nav
 Growth: 228.99
 IDCW Monthly: 25.57

Equity Fund Style



Portfolio Characteristics

Avg Mkt Cap	84,182
PB / PE	1.45/11.36
Large-cap	23.98
Mid-cap	17.79
Small-cap	12.17

Top Holdings Equity (%)

Company	Assets
State Bank of India	10.03
ICICI Bank	5.02
NTPC	4.93
ITC	4.83
Infosys	4.52

Top Sector Weights (%)

Financial	24.59
Energy	16.88
Construction	7.01
FMCG	4.92
Healthcare	4.81

Debt Fund Style



Portfolio Characteristics

Avg maturity	1.12
52 week high	2.07
52 week low	1.12
YTM	5.45
Credit quality	AAA

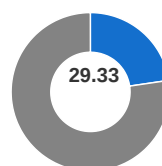
Top Holdings Debt (%)

Company	Assets
8.60% Canara Bank	
8.75% State Bank of India	
8.98% Punjab National Bank	
6.43% HDFC 29/09/2025	
9.15% ICICI Bank	

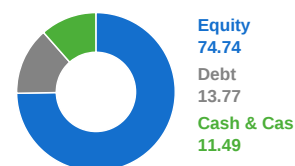
Top Rating

Cash Equivalent	11.49
AA	10.03
AAA	3.5
A and Below	0.24

Top 5 Holdings (%)



Asset Allocation (%)



All data as on 20-Apr-2021

*VR Balanced TRI