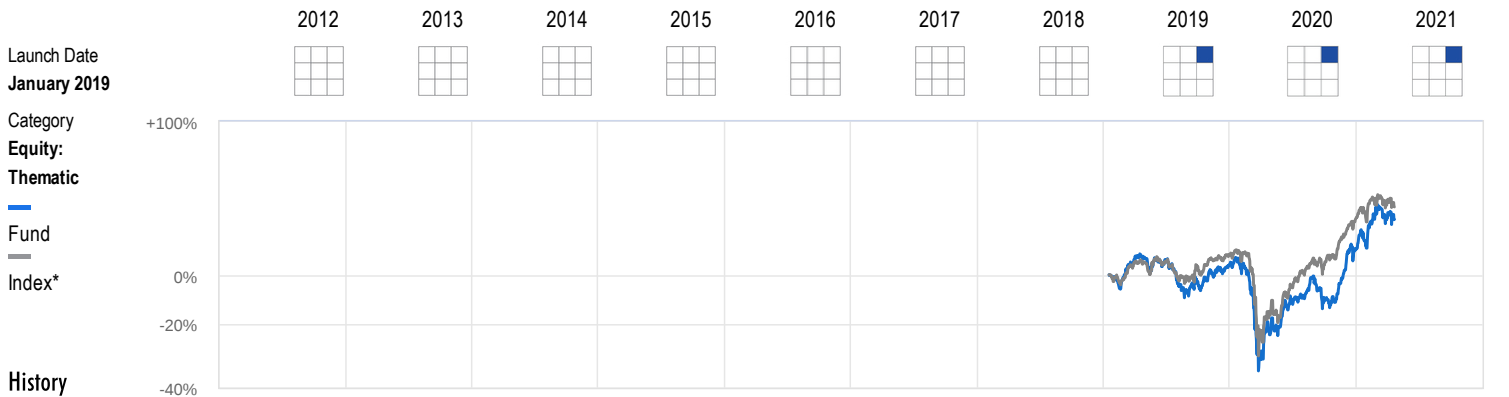


# ICICI Prudential India Opportunities Fund - Regular

Unrated



History	2012	2013	2014	2015	2016	2017	2018	2019	2020	2021
Rating	-	-	-	-	-	-	-	Unrated	Unrated	Unrated
Nav(₹)	-	-	-	-	-	-	-	10.55	11.32	12.9500
Quartile Ranking									4	
Total Return(%)	-	-	-	-	-	-	-	--	7.30	14.40
Index*	-	-	-	-	-	-	-	8.98	18.41	5.15
Rank (Funds/Category)	-	-	-	-	-	-	-	-/-	20/20	-/-
Net Assets (₹Cr)	-	-	-	-	-	-	-	2,276	2,925	3,072

## Suitability

The scheme seeks to generate long-term capital appreciation by investing in opportunities presented by special situations such as corporate restructuring, Government policy and/or regulatory changes, companies going through temporary unique challenges and other similar instances. This is a fund that invests mainly in companies that adhere to the narrow mandate mentioned in its investment objective.

We believe that investors should avoid funds that have a narrowly defined investment focus such as this one. Instead, they should invest in multi-cap funds which provide complete freedom to the fund management team to invest in companies from which it expects maximum gains.

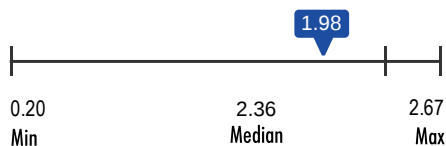
But if you do invest, you must do so only through the SIP route. Click here to read a primer on SIP investing.

## Taxability of earnings:

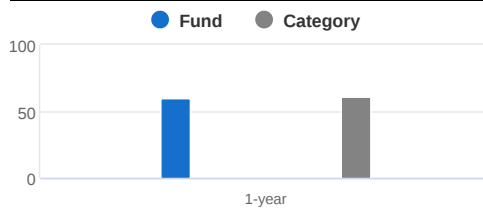
**Capital gains:** If the mutual fund units are sold after 1 year from the date of investment, gains upto Rs 1 lakh in a financial year are exempt from tax. Gains over Rs 1 lakh are taxed at the rate of 10%. If the mutual fund units are sold within 1 year from the date of investment, entire amount of gain is taxed at the rate of 15%. No tax is to be paid as long as you continue to hold the units.

**Dividends:** Dividends are added to the income of the investors and taxed according to their respective tax slabs. Further, if an investor's dividend income exceeds Rs. 5,000 in a financial year, the fund house also deducts a TDS of 10% before distributing the dividend.

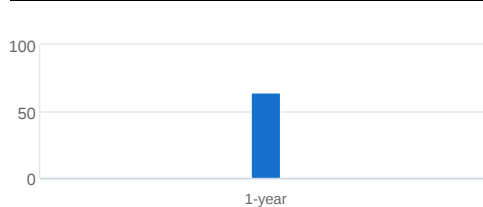
## Expense Ratio (%)



## Trailing Returns (%)



## SIP Returns (%)



## Risk Measures

	Fund	Index*	Cat Avg
Standard Deviation	--	22.86	
Sharpe Ratio	--	0.46	
Beta	--	--	
R-Squared	--	--	
Sortino Ratio			
Alpha			

## Investment Information

AMC:	ICICI Prudential Asset Management Company Ltd
Website:	http://www.icicipruamc.com
Registrar:	Computer Age Management Ser...
Min Inv (₹):	5,000
Min SIP Inv (₹):	100
Exit Load:	1% for redemption within 365 days
Nav	
Growth:	12.95
IDCW:	12.30

## Portfolio Characteristics

Number of Stocks	40
Avg Mkt Cap (₹ Cr)	59,117
Portfolio P/B Ratio	1.29
Portfolio P/E Ratio	15.27
3Y Earnings Growth (%)	-48.56



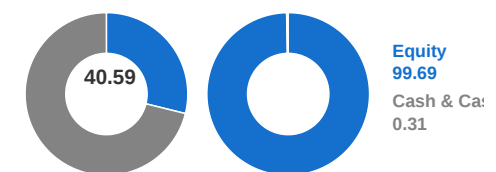
## Top Holdings (%)

Company	Sector	3Y-Range	Assets
Bharti Airtel	Communic...	6.12-11.30	9.94
NTPC	Energy	6.35-10.21	9.89
Hindalco Inds.	Metals	5.12-9.20	8.41
Sun Pharmaceutical Inds.	Healthcare	3.57-8.10	7.02
ONGC	Energy	4.54-8.73	5.33
GAIL	Energy	0.00-5.17	5.04
Tata Power	Energy	0.00-6.73	4.94
Axis Bank	Financial	0.00-4.61	4.37
CESC	Energy	0.55-3.34	3.34
Coal India	Energy	0.00-5.01	3.15

## Top Sector Weights (%)

	Fund	Category	3Y-Range
Energy	40.74	10.98	18.52-43.77
Financial	13.42	24.4	9.02-21.53
Metals	13.07	9.99	9.41-19.88
Communication	9.94	4.01	6.26-12.09
Healthcare	8.45	11.35	3.94-8.45

## Top 5 Holdings (%) Asset Allocation (%)



All data as on 20-Apr-2021

\*S&P BSE 500 TRI