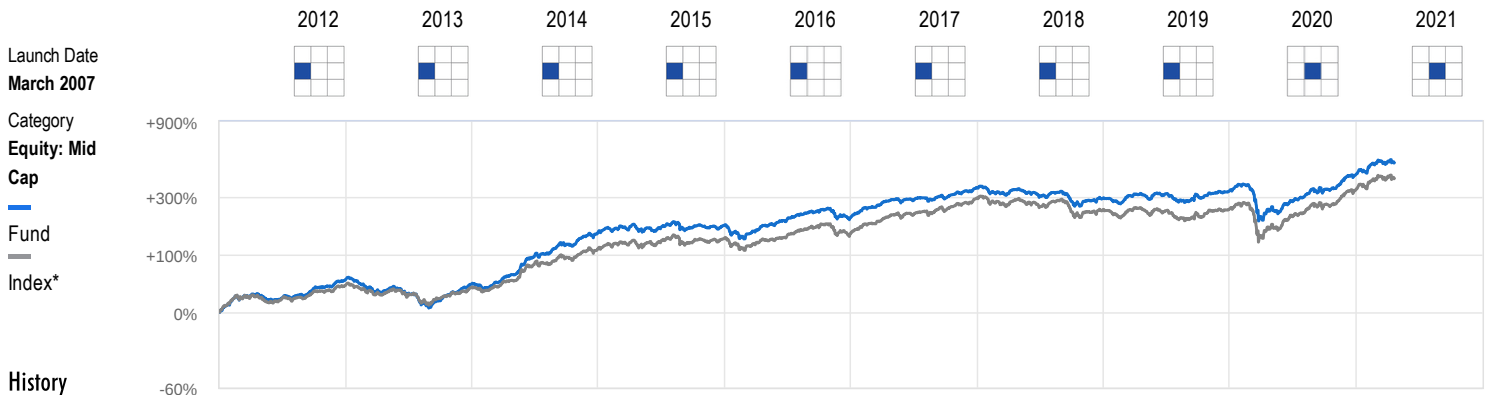


Kotak Emerging Equity Fund Regular Plan - Regular



History

Rating	★★★★	★★	★★★★	★★	★★★★	★★★★	★★★★★	★★★★★	★★★★★	★★★★★
Nav(₹)	13.84	13.14	24.61	26.68	29.44	42.10	37.17	40.46	49.32	56.6970
Quartile Ranking	1	4	1	2	1	3	2	1	3	
Total Return(%)	47.67	-5.07	87.32	8.42	10.36	43.00	-11.66	8.86	21.89	14.97
Index*	37.87	-2.34	60.20	12.63	6.75	52.68	-12.94	0.88	26.29	14.18
Rank (Funds/Category)	4/20	20/20	2/19	9/20	4/20	11/21	9/22	4/24	20/28	1/30
Net Assets (₹Cr)	59	52	378	833	1,218	3,021	3,494	5,888	9,016	10,938

Suitability

This fund is mandated to invest at least 65 per cent of its assets in mid-cap stocks at all times.

Compared to those that invest in larger companies, you can expect higher returns from mid-cap funds in the long term but with more severe ups and downs along the way. They are meant to play a supplementary role in your equity portfolio to boost returns, with an allocation not exceeding 15-20 per cent. But invest in them only if you have an investment horizon of more than seven years, and do so only through the SIP route.

Taxability of earnings:

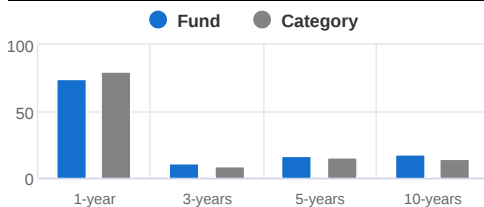
Capital gains: If the mutual fund units are sold after 1 year from the date of investment, gains upto Rs 1 lakh in a financial year are exempt from tax. Gains over Rs 1 lakh are taxed at the rate of 10%. If the mutual fund units are sold within 1 year from the date of investment, entire amount of gain is taxed at the rate of 15%. No tax is to be paid as long as you continue to hold the units.

Dividends: Dividends are added to the income of the investors and taxed according to their respective tax slabs. Further, if an investor's dividend income exceeds Rs. 5,000 in a financial year, the fund house also deducts a TDS of 10% before distributing the dividend.

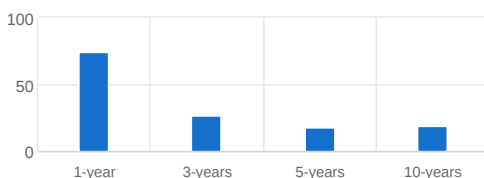
Expense Ratio (%)



Trailing Returns (%)



SIP Returns (%)



Risk Measures

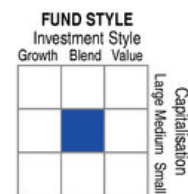
	Fund	Index*	Cat Avg
Standard Deviation	25.89	27.30	24.83
Sharpe Ratio	0.46	0.39	0.38
Beta	0.94	--	0.89
R-Squared	0.97	--	0.95
Sortino Ratio			
Alpha			

Investment Information

AMC:	Kotak Mahindra Asset Management Company Ltd
Website:	http://www.kotakmutual.com
Registrar:	Computer Age Management Ser...
Min Inv (₹):	5,000
Min SIP Inv (₹):	1,000
Exit Load:	For units in excess of 10% of the inv...
Nav	
Growth:	56.70
IDCW:	31.14

Portfolio Characteristics

Number of Stocks	67
Avg Mkt Cap (₹ Cr)	22,216
Portfolio P/B Ratio	4.15
Portfolio P/E Ratio	32.73
3Y Earnings Growth (%)	6.94



Top Holdings (%)

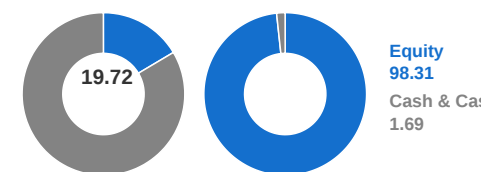
Company	Sector	3Y-Range	Assets
Supreme Industries	Chemicals	2.70-6.22	5.80
The Ramco Cements	Construction	2.72-4.14	3.83
Coromandel International	Chemicals	1.75-5.03	3.52
Schaeffler India	Engineering	2.89-3.71	3.39
Thermax	Engineering	2.21-3.27	3.18
Persistent Systems	Technology	0.56-2.87	2.87
Sheela Foam	Textiles	0.38-3.36	2.85
PI Industries	Chemicals	0.79-4.30	2.81
AU Small Finance Bank	Financial	0.00-3.43	2.62
Atul	Chemicals	1.93-3.42	2.49

Top Sector Weights (%)

	Fund	Category	3Y-Range
Chemicals	17.44	11.36	11.39-18.88
Engineering	14.91	8.57	12.97-15.72
Financial	13.93	20.21	11.85-24.31
Construction	12.68	6.98	5.81-12.79
Healthcare	7.27	9.23	6.97-9.97

Top 5 Holdings (%)

Asset Allocation (%)



All data as on 20-Apr-2021

*S&P BSE 150 MidCap TRI