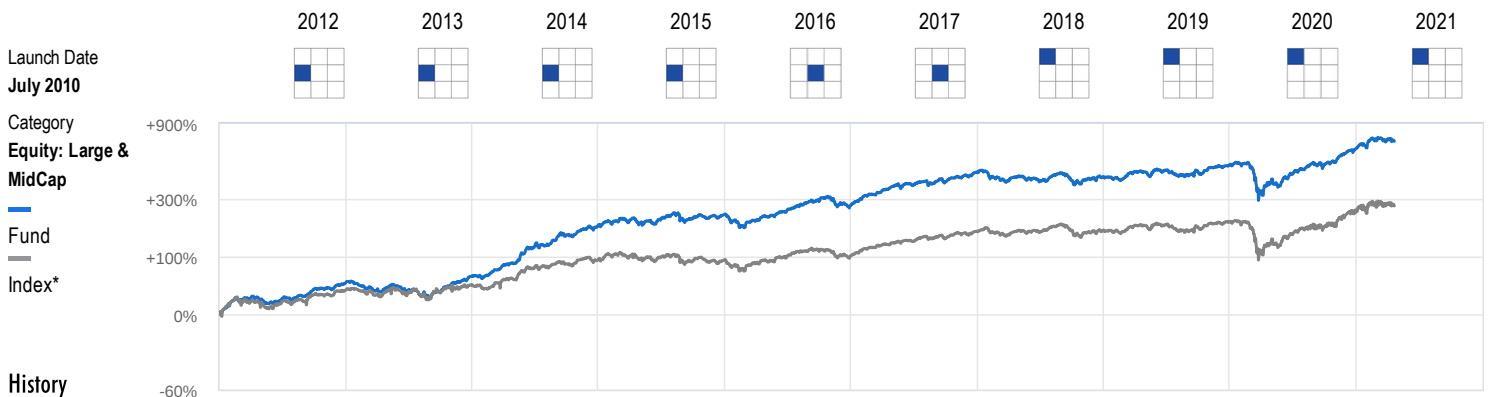


# Mirae Asset Emerging Bluechip Fund - Regular Plan - Regular



Rating	Unrated	★★★★★	★★★★★	★★★★★	★★★★★	★★★★★	★★★★★	★★★★★	★★★★★	★★★★★	★★★★★
Nav(₹)	13.90	15.10	27.87	31.80	35.66	53.14	50.26	57.66	70.58	76.8850	
Quartile Ranking	1	2	1	1	1	1	2	1	1		
Total Return(%)	45.27	8.61	84.62	14.08	12.17	49.01	-5.39	14.72	22.40	8.94	
Index*	32.58	7.11	35.65	-0.46	5.53	34.18	1.14	10.28	13.29	7.29	
Rank (Funds/Category)	3/18	5/18	2/18	1/19	2/20	4/21	10/21	2/24	5/27	5/29	
Net Assets (₹Cr)	134	176	650	1,190	2,921	5,364	6,340	9,516	14,302	16,190	

## Suitability

This fund is mandated to invest at least 35 per cent of its assets each in large-cap and mid-cap stocks. The investment mandate offers reasonable degree of flexibility to the fund management team to invest in companies of different sizes, depending on where it expects maximum gains. This makes them suitable to be the core holdings in the portfolio of an equity investor for long-term wealth creation. But invest only if you have an investment horizon of more than five years, and do so only through the SIP route.

## Taxability of earnings:

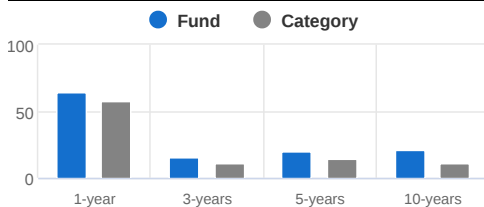
**Capital gains:** If the mutual fund units are sold after 1 year from the date of investment, gains upto Rs 1 lakh in a financial year are exempt from tax. Gains over Rs 1 lakh are taxed at the rate of 10%. If the mutual fund units are sold within 1 year from the date of investment, entire amount of gain is taxed at the rate of 15%. No tax is to be paid as long as you continue to hold the units.

**Dividends:** Dividends are added to the income of the investors and taxed according to their respective tax slabs. Further, if an investor's dividend income exceeds Rs. 5,000 in a financial year, the fund house also deducts a TDS of 10% before distributing the dividend.

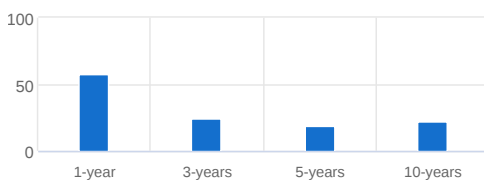
## Expense Ratio (%)



## Trailing Returns (%)



## SIP Returns (%)



## Risk Measures

	Fund	Index*	Cat Avg
Standard Deviation	23.03	22.11	23.52
Sharpe Ratio	0.66	0.48	0.37
Beta	1.01	--	1.01
R-Squared	0.97	--	0.93
Sortino Ratio			

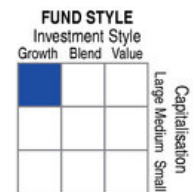
Alpha

## Investment Information

AMC: Mirae Asset Investment Managers (India) Pvt. Ltd.  
 Website: <http://www.miraeassetmf.co.in>  
 Registrar: KFin Technologies Pvt Ltd.  
 Min Inv (₹): 5,000  
 Min SIP Inv (₹): 1,000  
 Exit Load: 1% for redemption within 365 days  
**Nav**  
 Growth: 76.89  
 IDCW: 35.82

## Portfolio Characteristics

Number of Stocks	64
Avg Mkt Cap (₹ Cr)	95,758
Portfolio P/B Ratio	3.40
Portfolio P/E Ratio	27.53
3Y Earnings Growth (%)	-5.48



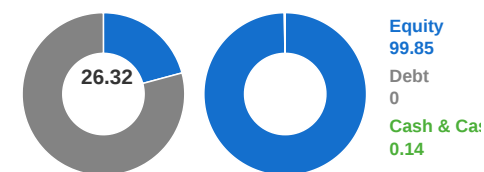
## Top Holdings (%)

Company	Sector	3Y-Range	Assets
HDFC Bank	Financial	4.44-7.47	6.66
ICICI Bank	Financial	3.34-6.56	6.35
Infosys	Technology	1.39-5.35	5.34
Axis Bank	Financial	0.00-5.13	4.73
State Bank of India	Financial	1.36-4.78	3.25
Bharti Airtel	Communic...	0.00-3.44	3.06
Tata Consultancy Services	Technology	0.00-3.14	3.00
Voltas	Cons Dura...	1.72-3.31	2.60
Maruti Suzuki India	Automobile	0.00-2.38	2.38
Gujarat State Petronet	Energy	0.00-2.48	2.32

## Top Sector Weights (%)

	Fund	Category	3Y-Range
Financial	30.55	26.78	28.56-34.28
Technology	10.89	10.51	2.98-10.89
Healthcare	10.27	8.62	6.51-13.30
Automobile	8.63	5.68	4.93-8.78
Energy	7.98	7.28	6.88-11.85

## Top 5 Holdings (%) Asset Allocation (%)



All data as on 20-Apr-2021

\*S&P BSE Large Mid Cap TRI