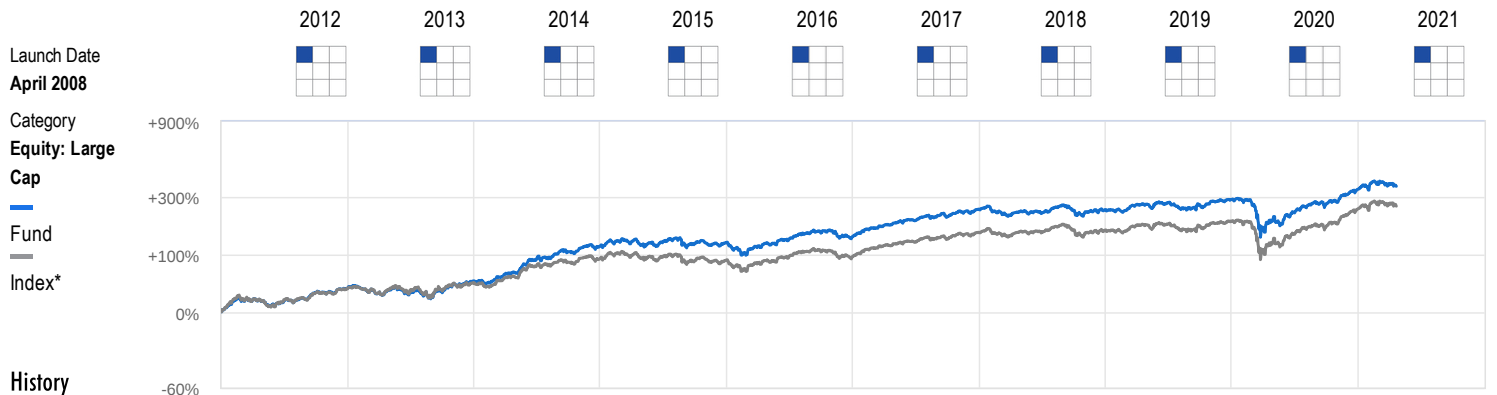


# Mirae Asset Large Cap Fund - Regular Plan - Regular



Rating	2012	2013	2014	2015	2016	2017	2018	2019	2020	2021
Rating	★★★★★	★★★★★	★★★★★	★★★★★	★★★★★	★★★★★	★★★★★	★★★★★	★★★★★	★★★★★
Nav(₹)	18.63	20.30	31.03	32.35	34.97	48.46	48.15	54.27	61.71	63.8200
Quartile Ranking	2	1	2	2	1	2	1	2	4	
Total Return(%)	33.07	8.95	52.86	4.25	8.09	38.58	-0.63	12.73	13.70	3.42
Index*	32.01	7.56	34.21	-1.95	5.02	33.27	2.61	10.92	16.84	3.08
Rank (Funds/Category)	18/49	7/49	23/49	18/47	9/50	17/51	7/46	46/100	95/111	37/119
Net Assets (₹Cr)	288	344	843	1,474	2,557	6,123	10,036	16,873	22,093	23,762

## Suitability

This fund is mandated to invest at least 80 per cent of its assets in large-cap stocks at all times. Compared to those that invest in smaller companies, such funds tend to fall less when stock markets fall. Large-cap funds are suitable to be the core holdings in the portfolio of a conservative equity investor for long-term wealth creation. But invest in them only if you have an investment horizon of more than five years, and do so only through the SIP route.

## Taxability of earnings:

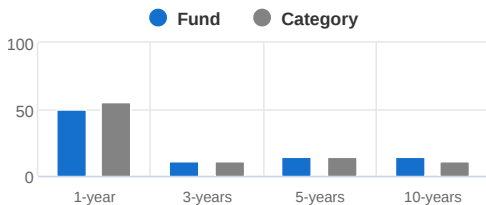
**Capital gains:** If the mutual fund units are sold after 1 year from the date of investment, gains upto Rs 1 lakh in a financial year are exempt from tax. Gains over Rs 1 lakh are taxed at the rate of 10%. If the mutual fund units are sold within 1 year from the date of investment, entire amount of gain is taxed at the rate of 15%. No tax is to be paid as long as you continue to hold the units.

**Dividends:** Dividends are added to the income of the investors and taxed according to their respective tax slabs. Further, if an investor's dividend income exceeds Rs. 5,000 in a financial year, the fund house also deducts a TDS of 10% before distributing the dividend.

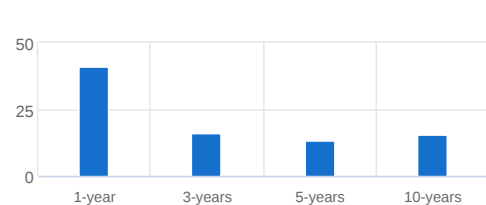
## Expense Ratio (%)



## Trailing Returns (%)



## SIP Returns (%)



## Risk Measures

	Fund	Index*	Cat Avg
Standard Deviation	21.45	22.05	21.41
Sharpe Ratio	0.50	0.50	0.47
Beta	0.97	--	0.95
R-Squared	0.99	--	0.96
Sortino Ratio			

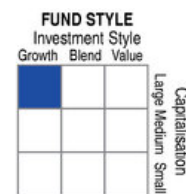
Alpha

## Investment Information

AMC: Mirae Asset Investment Managers (India) Pvt. Ltd.  
 Website: <http://www.miraeassetmf.co.in>  
 Registrar: KFin Technologies Pvt Ltd.  
 Min Inv (₹): 5,000  
 Min SIP Inv (₹): 1,000  
 Exit Load: 1% for redemption within 365 days  
**Nav**  
 Growth: 63.82  
 IDCW: 19.27

## Portfolio Characteristics

Number of Stocks	54
Avg Mkt Cap (₹ Cr)	2,38,856
Portfolio P/B Ratio	3.43
Portfolio P/E Ratio	27.65
3Y Earnings Growth (%)	-0.78



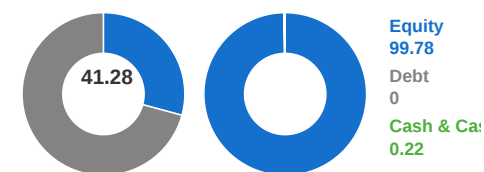
## Top Holdings (%)

Company	Sector	3Y-Range	Assets
Infosys	Technology	2.93-10.31	10.31
HDFC Bank	Financial	8.04-11.23	9.95
Reliance Industries	Energy	4.40-11.68	8.45
ICICI Bank	Financial	4.04-8.40	8.04
Tata Consultancy Services	Technology	2.60-4.52	4.52
Axis Bank	Financial	0.95-5.36	4.15
Hindustan Unilever	FMCG	0.08-3.68	3.36
Bharti Airtel	Communic...	0.02-4.06	3.32
State Bank of India	Financial	2.42-5.02	3.04
Dr. Reddy's Lab	Healthcare	0.00-2.95	2.95

## Top Sector Weights (%)

	Fund	Category	3Y-Range
Financial	33.73	30.94	29.78-39.19
Technology	15.89	15.49	7.37-15.89
Energy	12.77	11.81	10.08-16.81
FMCG	8.83	9.81	6.88-11.06
Healthcare	7.37	6.55	4.41-7.71

## Top 5 Holdings (%) Asset Allocation (%)



All data as on 20-Apr-2021

\*S&P BSE 100 TRI