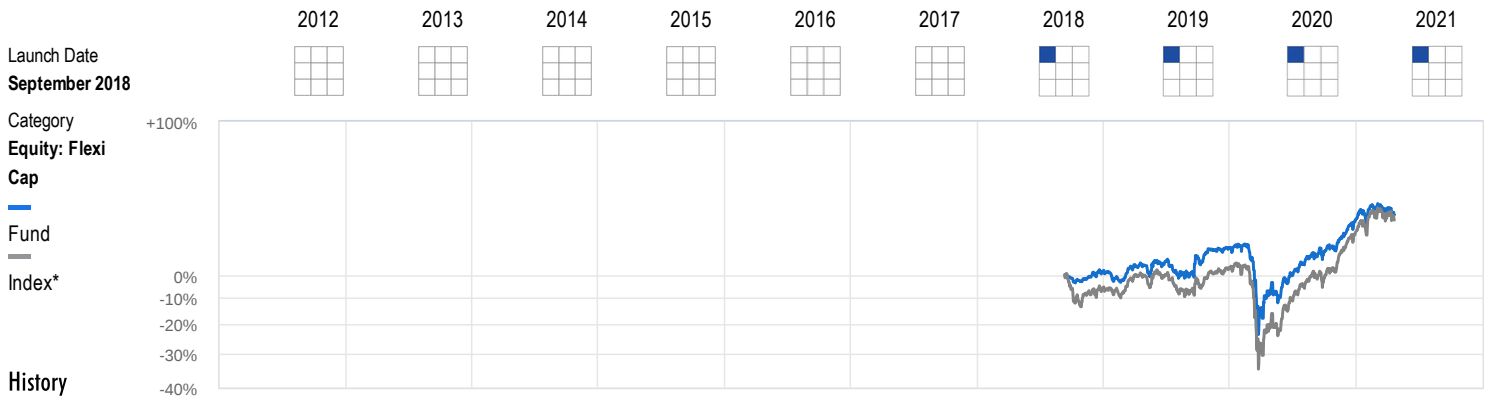


# Tata Flexi Cap Fund - Regular Plan - Regular

Unrated



	2012	2013	2014	2015	2016	2017	2018	2019	2020	2021
Rating	-	-	-	-	-	-	Unrated	Unrated	Unrated	Unrated
Nav(₹)	-	-	-	-	-	-	10.17	11.24	12.85	13.0893
Quartile Ranking								2	3	
Total Return(%)	-	-	-	-	-	-	--	10.51	14.31	1.87
Index*	-	-	-	-	-	-	-1.80	8.98	18.41	5.15
Rank (Funds/Category)	-	-	-	-	-	-	-/-	23/51	34/60	46/56
Net Assets (₹Cr)	-	-	-	-	-	-	1,451	1,737	1,832	1,829

## Suitability

This fund is mandated to invest at least 65 per cent of its assets in equity stocks at all times. Multi cap funds have complete freedom to invest in companies of different sizes, depending on where the fund management team expects maximum gains. This versatility makes them the most suitable type to be the core holdings in the portfolio of an equity investor for long-term wealth creation. But invest in them only if you have an investment horizon of more than five years, and do so only through the SIP route.

## Taxability of earnings:

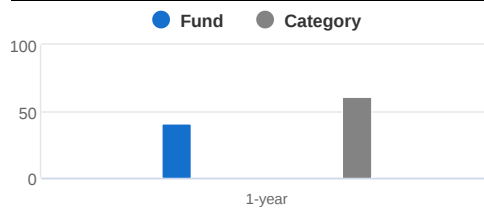
**Capital gains:** If the mutual fund units are sold after 1 year from the date of investment, gains upto Rs 1 lakh in a financial year are exempt from tax. Gains over Rs 1 lakh are taxed at the rate of 10%. If the mutual fund units are sold within 1 year from the date of investment, entire amount of gain is taxed at the rate of 15%. No tax is to be paid as long as you continue to hold the units.

**Dividends:** Dividends are added to the income of the investors and taxed according to their respective tax slabs. Further, if an investor's dividend income exceeds Rs. 5,000 in a financial year, the fund house also deducts a TDS of 10% before distributing the dividend.

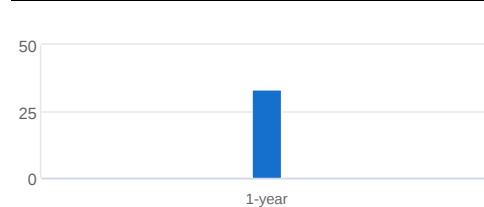
## Expense Ratio (%)



## Trailing Returns (%)



## SIP Returns (%)



## Risk Measures

	Fund	Index*	Cat Avg
Standard Deviation	--	22.86	22.23
Sharpe Ratio	--	0.46	0.40
Beta	--	--	0.94
R-Squared	--	--	0.94
Sortino Ratio			
Alpha			

## Investment Information

AMC:	Tata Asset Management Private Ltd
Website:	http://www.tatamutualfund.com
Registrar:	Computer Age Management Ser...
Min Inv (₹):	5,000
Min SIP Inv (₹):	150
Exit Load:	For units in excess of 12% of the inv...
<b>Nav</b>	
Growth:	13.09
IDCW:	13.09

## Portfolio Characteristics

Number of Stocks	41
Avg Mkt Cap (₹ Cr)	1,47,238
Portfolio P/B Ratio	4.23
Portfolio P/E Ratio	34.03
3Y Earnings Growth (%)	8.85



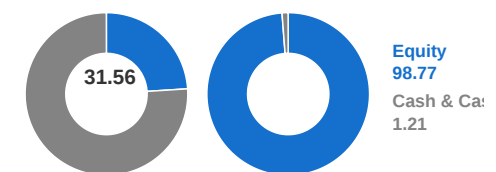
## Top Holdings (%)

Company	Sector	3Y-Range	Assets
HDFC Bank	Financial	6.31-9.64	8.01
ICICI Bank	Financial	0.00-9.31	7.75
Reliance Industries	Energy	0.00-9.99	7.42
Tata Consultancy Services	Technology	0.00-4.22	4.22
Infosys	Technology	0.00-4.73	4.16
ITC	FMCG	0.00-8.10	3.66
Axis Bank	Financial	0.00-3.52	3.22
Ambuja Cements	Construction	0.00-3.11	3.11
3M India	Services	0.00-3.05	3.05
HCL Technologies	Technology	0.00-3.73	2.99

## Top Sector Weights (%)

	Fund	Category	3Y-Range
Financial	30.38	29.92	12.66-39.92
Technology	13.70	12.59	0.00-13.70
Energy	9.28	8.08	0.00-9.99
FMCG	9.18	6.82	5.08-20.74
Services	7.67	4.82	1.61-9.88

## Top 5 Holdings (%) Asset Allocation (%)



All data as on 20-Apr-2021

\*S&P BSE 500 TRI